

Utilization of Nanotechnology in Concrete

Ashvani Jain, B.P. Mudgal

* M.Tech students, IPS College of Technology and Management, Gwalior, M.P.

**Associate Professor, IPS College of Technology and Management, Gwalior, MP

Abstract-

A hilarious discipline of science, nanotechnology has great potential to impress Undoubtedly in a myriad of applications. First accredited in 1958, and developed through the Severa degree Considering that, nanotechnology is a mixture and improvement of information obtained in a broad way. various medical fields such as engineering, chemistry, biology, physics, medicine, and informatics which is Wide application in all construction fields. In this paper, a study has been made regarding the use of nano materials such as SiO₂, nanoTio₂, and CNTs that are less than five hundred nanometers. Heat transfer occurs in nano silica. Nano Tio₂ Additionally heat transfer and UV absorption character. Nano silica, in addition to durability and strength Has increased performance compared to conventional concrete. Concrete can be a macro-material powerfully affected by concrete nano-properties. Addition of nano-silica (SiO₂) to most cement based materials will control the corrosion of Calcium in water due to natural process atomic number 20-silicatehydrate reaction, block water and the resulting increase in durability (Mann, 2006). Nano-sensors have a good potential to be employed Concrete structures for internal control and robustness monitoring. (To measure solid density and viscosity, Observe the solid natural process and shrinkage or temperature, moisture, Cl concentration, pH, carbon stay dioxide, stress, reinforcement corrosion or vibration). increase the compressive strength of carbon nanotubes samples of cement mortar and change their electrical properties which can be used for health adherence and Damage detection. Mechanical properties can be improved by adding small amounts (1%) of carbon nanotubes Samples of a mixture of Portland cement and water. Oxidized multi-walled nanotubes show Simplest enhancement each in compressive strength and flexural strength compared to reference samples.

KEYWORDS- Nano, carbon, strength, concrete, micro, Multi-walled carbon nanotubes, Binding matrices

I. INTRODUCTION

Nanotechnology is one of the maximum lively studies area swchich has huge software in nearly all of the fields . As concrete is maximum usable cloth in production enterprise it's been required to enhance its quality. Improving concrete homes through addition of Nano scrap have shown important improvement than standard concrete..Nano concrete is defined as a concrete made by filling thepores in traditional concrete using Nano particles of size<500 nano meters. There are some additions of Nano size material. Some of the applications of nanotechnologyare• Cuore concrete- Nano silica• Titanium dioxide• Carbon nanotubes• Polycarboxylates.

II. NANOTECHNOLOGY

Nanotechnology considers 2 main approaches: (a) the top down” approach within which larger structures are

reduced in size to the nanoscale whereas maintaining their original properties while not atomic-level management (e.g. miniaturisation within the domain of electronics) or deconstructed from larger structures into their smaller composite components, (b) the “bottom-up” approach, conjointly referred to as “molecular nanotechnology” or “molecular manufacturing” (example: www.nano.gov) in which materials are built from atoms or molecular parts through a method of assembly or self-assembly. engineering encompasses two main approaches: the “top-down” approach, in which larger structures are reduced in size to the nanoscale while maintaining their original properties while not atomic-level management or deconstructed from the larger structures into their smaller composite parts. The “bottom-up” approach is additionally referred to as because the “molecular producing” or “molecular engineering”. during this approach materials are built from atoms or molecular parts through a method of assembly or self assembly. whereas most modern technologies place confidence in the “top-down” approach, molecular nanotechnology holds the nice promise for breakthroughs in materials and manufacturing electronics, drugs and health care, energy, biotechnology, info technology, and national security.

III. TYPES OF NANOMATERIALS

The remarkable chemical and physical properties of materials at the micromillimetre scale alter novel applications starting from structural strength improvement to self-cleaning properties. Consequently, various nonmaterial's are used within the concrete to make it a real “smart” material.

Coarse Aggregate

Coarse-grained mixtures won't tolerate a sieve with 4seventy five metric linear unit openings..Those particles that are preponderantly preserved on the 4.75 mm sieve and can pass through 3-inch screen, are referred to as coarse aggregate. The coarser the aggregate, the additional economical the mix. Larger items provide less area of the particles than identical volume of tiny pieces. Use of the biggest permissible maximum size of coarse aggregate permits a discount in cement and water requirements. exploitation aggregates larger than the utmost size of coarse aggregates permissible may end up in interlock and type arches or obstructions inside a concrete form. that enables the world below to become a void, or at best, to become crammed with finer particles of sand and cement solely and results during a weakened area. they're shown in fig.1 For Coarse Aggregates in Roads following properties are desirable Strength

Fig. 1 Coarse Aggregate




1. Hardness
2. Toughness
3. Durability
4. Shape of aggregates
5. Adhesion with bitumen

Fine Aggregate

The other sort of mixtures are those particles passing the 9.5 metric linear unit (3/8 in.) sieve, nearly entirely passing the 4.75 mm (No. 4) sieve, associate degree preponderantly preserved on the seventy five μm (No. 200) sieve are known as fine aggregate. For enlarged workability and for economy as mirrored by use of less cement, the fine aggregate ought to have a rounded shape. the aim of the fine aggregate is to fill the voids within the coarse aggregate and to act as a workability agent In concrete, an mixture is hired for its economic system factor, to reduce any cracks and most importantly to deliver energy to the structure. they're shown in fig.2

Fig .2 Fine Aggregate



Fly Ash

Fly ash is that the with the aid of using product acquired in the combustion of coal to get energy. it is a waste count number and has no opportunity use in strength vegetation. the employment of fly ash additionally reduces the power call for of cement vegetation moreover as reduces the area needed for its merchandising so lowering the environmental effect of every cement concrete production and thermal strength vegetation. Generally ash is modified thru 25% of Portland cement in concrete to get smart energy and durability. The belongings of fly ash made is predicated upon on form of coal getting applied in energy vegetation, nature of combustion process. and additionally the fly ash homes appropriate to be utilized in cement can be used for concrete production. evaluation at severs locations in the global has located that concrete inside which cement become changed with fly ash, the concrete whilst now no longer cement presented outstanding overall performance in short time period and destiny electricity of concrete and its workability relative to apply of regular Portland cement concrete. in



fig.3 flyash

Iron Oxide Ferric Oxide (Nanofe₂O₃)

Iron oxides aren't unusual place favorer compounds and can also effortlessly be synthesized within side the laboratory. There are sixteen iron oxides, which include oxides, hydroxides, and oxide-hydroxides. These minerals are a end result of aqueous reactions below diverse redox and pH conditions. They have the primary composition of Fe, O, and/or OH, however fluctuate withinside the valency of iron and universal crystal structure. Some of the crucial iron oxides are goethite, akaganeite, lepidocrocite, magnetite, and hematite.1, 2, 3

Iron oxide (IO) nanoparticles encompass maghemite ($\gamma\text{-Fe}_2\text{O}_3$) and/or magnetite (Fe_3O_4) debris with diameters

starting from 1 and a hundred nanometer and locate programs in magnetic facts storage, biosensing, drug-transport .4,5,6,7 In nanoparticles (NPs), the floor region to quantity ratio will increase significantly. This permits a substantially better binding ability and brilliant dispensability of NPs in solutions. Magnetic NPs, with sizes among 2 and 20 nm show superparamagnetism, i.e their magnetization is zero, withinside the absence of an outside magnetic area and that they may be magnetized with the aid of using an outside magnetic source. This belongings gives extra balance for magnetic nanoparticles in solutions.




Fig .4 Iron oxide nanoparticles

Silver nanoparticles are nanoparticles of silver of among 1 nm and 102 nm in length. typically used silver nanoparticles are spherical, but diamond, octagonal, and thin sheets are common. Their extraordinarily big floor region allows the coordination of a extensive quantity of ligands. Silver nanoparticles (AgNPs) are an increasing number of utilized in numerous fields, consisting of scientific, meals, meals, fitness care, consumer, and business purposes, because of their distinct bodily and chemical . These include optical, electric, and thermal, excessive electric conductivity, and organic properties. due to their abnormal properties, they want been used for lots applications, collectively with as medication agents, in business, household, and healthcare-associated products, in purchaser products, scientific tool coatings, optical sensors, and cosmetics, within side the pharmaceutical industry, the meals industry, in diagnostics, orthopedics, drug delivery, as malignant neoplasm agents, and feature in the long run elevated the tumor-killing outcomes of anticancer drugs]. Recently, AgNPs are oftentimes hired in numerous textiles, keyboards, wound dressings, and medication devices. Nanosized gold-bearing debris are distinct and can substantially modification bodily, chemical, and organic properties

due to their floor-to-quantity ratio; therefore, those nanoparticles are exploited for numerous purposes. which will meet the want of AgNPs, numerous methods had been followed for synthesis. Generally, fashionable bodily and chemical techniques appear like extraordinarily pricey and hazardous. Interestingly, biologically-organized AgNPs display excessive yield, solubility, and excessive stability. Among many manmade techniques for AgNPs, organic techniques appear like simple, rapid, non-toxic, dependable, and green procedures which can flip out well-described length and morphology under optimized situations for translational research. within side the end, a inexperienced chemistry method for the synthesis of AgNPs suggests quite a few promise.

The researchers located that silver nanoparticles had a damaging end result on cells, suppressing cell increase and multiplication and causing necrobiosis relying on concentrations and duration of exposure. In particular, the two hundred nm silver debris brought on a concentration-structured boom in DNA harm within side the human cells.



Fig 5 : Silver Nanoparticles

Over the last decade silver nanoparticles have found application in catalysis, optics, electronics and other areas due to unique size-dependent optical, electrical and magnetic's properties. Currently most of the applications of silver

nanoparticles are in antibacterial/antifungal agents in biotechnology and bioengineering, textile engineering, water treatment, and silver-based shopper products.

Carbon nanotubes (CNTs)

Are cylindrical giant molecules consisting of a polygonal shape arrangement of hybridized carbon atoms, which can be shaped by rolling up one sheet of graphene (single-walled carbon nanotubes, SWCNTs) or by rolling up multiple sheets of graphene (multiwall carbon nanotubes, MWCNTs)

what-is-meant-by-carbon-nanotubes/ Carbon nanotubes (CNTs) are cylindrical massive molecules consisting of a hexangular arrangement of hybridized carbon atoms, which can be shaped by rolling a single sheet of graphene (single-walled carbon nanotubes, SWCNTs) or by rolling up multiple sheets of graphene (multiwalled carbon nanotubes, MWCNTs).

Carbon nanotubes (CNTs) are sp^2 nanocarbon materials with tubular structures composed of rolled-up graphene sheets. Additionally to distinctive nanostructures, they exhibit outstanding properties, some derived from the similar properties of atomic number 6 and a few from their one-dimensional aspects. Depending on their chirality, CNTs may be either semiconductors or metals. In theory, an armchair CNT will carry an electrical current density of 4×10^9 A/cm², that is quite 10³ times bigger than that of metals like copper. Due to their 1D conductivity, CNTs exhibit ballistic transport along the tube direction, leading to high intrinsic mobility, much higher than that of the many semiconductors. Their mechanical strength is far larger than that of steel, and their thermal conduction is better than that of diamond. In addition, as a result of their distinctive hollow structures with small diameters, CNTs have a very high surface area, generally bigger than 1000, and a huge surface area of about 1300 m²/g. As a result of their constituents being carbon atoms, CNTs are very lightweight, and their density is a small fraction of that of steel. Furthermore, CNTs are extremely chemically stable and resist just about any chemical impact unless they're at the same time exposed to high temperatures and oxygen. These blessings build CNTs an ideal candidate for several applications: electronic devices as well as transistors, electron-field emitters, chemical/electrochemical sensors, biosensors, lithium-ion batteries, H₂ storage cells, super capacitors, and electrical shielding devices.

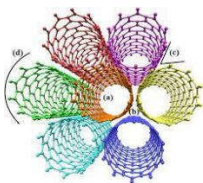


Fig.7: Carbon nanotubes(link.springer.com)

Carbon Nanotubes are the potential candidates for the utilization as nanoreinforcements in cement-based materials. They exhibit extraordinary strength with moduli of up to the order of TPa and strength within the range of grade point average and that they have distinctive electronic and chemical properties.

THEY ARE OF THREE TYPES:

Single-wall carbon nanotubes (SWCNTs)

Single-wall carbon nanotubes (SWCNTs) that are normally capped at the ends. They have a only single cylindrical wall. The shape of a SWNT may be visualized as a layer of graphite, a unimolecular atom thick, referred to as graphene, that's rolled into a unbroken cylinder. Most SWNT typically have a diameter of close to 1 nanometer. The tube length, however, can be many 1000 of times longer. SWNT are more pliable yet harder to make than MWNT. They may be twisted, flattened, and bent into small circles or round sharp bends without breaking.

Multi-wall carbon nanotubes (MWCNTs)

Multi-wall nanotubes can seem both within the shape of a coaxial meeting of SWNT comparable to a coaxial cable, or as a unimolecular sheet of graphite rolled into the form of a scroll. rolled into the shape of a scroll. The diameters of MWNT are typically in the range of 0.5 nm to 50 nm. The interlayer distance in MWNT is close to the distance between graphene layers in graphite. MWNT are less difficult to supply in excessive extent portions.

than SWNT.. However, the structure of MWNT is less well understood because of its greater complexity and variety.

Double-wall Nanotubes (DWNT)

Double-wall nanotubes (DWNT) are an crucial sub-phase of MWNT. These substances integrate comparable morphology and different homes of SWNT, at the same time as drastically enhancing their resistance to chemicals. This belongings is specifically crucial whilst capability is needed to feature new homes to the nanotube. Since DWNT are a artificial combo of each SWNT and MWNT, they showcase the electric and thermal balance of the latter and the ability of the former.

PROPERTIES OF CARBON NANOTUBES

(i) **Strength** – The carbon atoms of graphene (a single sheet of graphite) form a planar honeycomb lattice, in which each atom is established to a few neighboring atoms thru a sturdy chemical bond. These robust bonds make the basal-plane elastic modulus of graphite one in each of the maximum crucial among any appeared material. Therefore, CNTs are anticipated to be the last high-electricity fibers. SWNTs are stiffer in contrast to steel and are especially evidence in opposition to damage from physical forces. When the top of a nanotube is pressed, it bends with out inflicting any harm to the top, and at the elimination of the force, the top returns to its unique state. Due to this property, CNTs are very useful as probe guidelines for very high-selection scanning probe microscopy.

(ii) **Thermal** –

The carbon atoms of graphene (a unmarried sheet of graphite) shape a planar honeycomb lattice, which each atom is established to a few neighboring atoms thru a sturdy chemical bond. These robust bonds make the basal-plane elastic modulus of graphite one in each of the maximum crucial among any appeared material. Therefore, CNTs are anticipated to be the last high-electricity fibers. SWNTs are stiffer in contrast to steel and are especially evidence in opposition to damage from physical forces. When the top of a nanotube is pressed, it bends with out inflicting any harm to the top, and at the elimination of the force, the top returns to its unique state. Due to this property, CNTs are very useful as probe guidelines for very high-selection scanning probe microscopy.

(iii) **High electrical conductivity**

There has been massive realistic hobby within side the conductivity of CNTs. CNTs with precise mixtures of M and N (structural parameters indicating how a good deal the nanotube is twisted) may be pretty carrying out, and for this reason may be taken into consideration as steel. Their conductivity has been proved to be a characteristic in their diameter in addition to their chirality (diploma of twist). CNTs may be both semi-carrying out or steel of their electric behavior.

(iv) **Stabilization Using CNT**

Soil cement is extremely weak in tensile and flexural strength due to its brittleness. Thus, cracks tend to propagate quickly as the soil cement is put through undue stress in tension and by using a few amount of CNT which they have unique specific .Additional CNT can lead to increased durability, decreased brittleness and increased tensile strength, and routine use of large volumes of nontraditional materials like fly ash.

The presence of carbon nanotube (CNT) in a soil cement matrix has the ability to reduce the interparticles, spacing, which will promote the development of a more potent and stiffer soil skeleton

matrix collectively with the cementitious materials, consequently enhancing the mechanical residences of the material.

APPLICATIONS OF CARBON NANOTUBES

Nanotechnology has the cap potential to be a key to the cutting-edge worldwide inside aspect the challenge of advent and building substances. nanotechnology in the main carbon nanotubes. Until these days concrete has on the whole been visible as a structural fabric still nanotechnology particularly carbon nanotubes enables to Make it as amulti-purpose “smart fabre” Following are some of the applications of carbon nanotubes. CNTs in concrete boom its tensile energy. The maximum tensile energy of an character multi-walled carbon nanotube has been examined to be is 63GPA .They assist in controlling the crack propagation.

The addition of CNT to concrete can appreciably beautify a few mechanical in addition to bodily homes of the fabric. Use of carbon nanotubes will increase the energy and sturdiness of cementations composites in addition to for pollution reduction.

When researchers consider nanomaterial reinforcements for concrete, carbon nanotubes come because the first option. Also the studies executed thus far has proven that unmarried and multi-walled nanotubes can produce substances with longevity unequalled withinside the man-made and herbal worlds.

The energy and versatility of carbon nanotubes makes them of ability use in controlling different nanoscale structures, which shows they may have an vital function in nanotechnology engg.

It has been proved that there is ideal interplay among CNTs and cement levels indicating the ability for crack bridging and more suitable pressure transfer.

CONCLUSION

This paper reveals the influence of various nanoparticles on the fresh performance and mechanical performance of HPC. NS, nano-CaCO₃, NA, and TiO₂ are among the nanomaterials currently researched for the development of nanoconcrete. *is paper discusses in detail the available information on the workability, compressive strength, and flexural properties of concrete modified with nanoparticles. *e analyses of the existing literature provide important insights into the role of nanomaterials in improving the performance of concrete. *is paper also intends to compare the performance of concrete modified by nanoparticles with that of control concrete to obtain more valuable results. therefore, based on a review of more than 25 papers, the conclusions are as follow.the addition of nano-CaCO₃ reduces the workability of mortar and concrete with high content of FA, and the workability decreases with the rise in cement replacement.The addition of varied nanomaterials reduces the workability of HPC, reminiscent of NT, Al₂O₃, and metakaolin. Most studies show that adding nanomaterials (e.g., nano-CaCO₃, CNTs, TiO₂, and Al₂O₃) to HPC not solely scale backs the quantity of cement however conjointly promotes the association of C3S and will increase the mechanical properties of concrete. *e amendment in performance depends on the indefinite quantity, and exceptional the optimum dosage can reduce the strength.

Nanomaterials (a nanometer, nm, and 1*10⁻⁹ m) have smallest particle size and largest surface area. Nanomaterials have great potential in improving properties of the concrete. Until today concrete has primarily been seen as a structural material but nanotechnology can help to make it as multipurpose “smart” functional material.They can improve the overall performance of concrete since they have high surface area to volume ratio providing the potential for tremendous chemical reactivity.

REFERENCES

- [1] A. Alsalman, C. N. Dang, and W. Micah Hale, “Developmentof ultra-high performance concrete with locally available materials,” Construction and Building Materials, vol. 133,pp. 135–145, 2017.
- [2] P. Zhang, Q. Li, and H. Zhang, “Fracture properties of highperformance concrete containing fly ash,” Proceedings of the Institution of Mechanical Engineers, Part L: Journal of Materials: Design and Applications, vol. 226, no. 2, pp. 170–176, 2012.
- [3] P. Zhang, C.-H.Liu, Q.-F.Li, T.-H. Zhang, and P. Wang, “Fracture properties of steel fiber reinforced high performance concrete containing nano-SiO₂ and fly ash,” Current Science, vol. 106, no. 7, pp. 980–987, 2014.
- [4] N. T. Tran and D. J. Kim, “Synergistic response of blending fibers in ultra-high-performance concrete under high rate

tensile loads,” *Cement and Concrete Composites*, vol. 78, pp. 132–145, 2017.

[5] B. J. Olawuyi and W. P. Boshoff, “Influence of SAP content and curing age on air void distribution of high performance concrete using 3D volume analysis,” *Construction and Building Materials*, vol. 135, pp. 580–589, 2017.

[6] P. Zhang and Q.-F. Li, “Durability of high performance concrete composites containing silica fume,” *Proceedings of the Institution of Mechanical Engineers, Part L: Journal of Materials: Design and Applications*, vol. 227, no. 4, pp. 343–349, 2013.

[7]. Ravinder Kaur Sandhu, R. S. (2016). Influence of rice Husk ash on the properties of self compacting concrete: A Review. *Construction and Building Materials*.

[8]. Saamiya Seraj, R. C. (2017). The role of particle size on the performance of pumice as a supplementary cementitious material. *Cement and Concrete Composites*.

[9]. SOBOLEV, K. (2016, 10 2). Modern developments related to nanotechnology and nanoengineering of concrete. Review article, p. 132. THE CONCRETE COUNTERTOP INSTITUTE. Retrieved from www.concretecountertopinstitute.com The science of concrete. Retrieved from <http://iti.northwestern.edu/cement/index.html>.

[10]. Thomas, B. S. (2018). *Renewable and Sustainable Energy Reviews*.

[11]. Won, D. M. (2016). *Concrete materials class*.

[12]. Garboczi E. (2009). *Concrete Nanoscience and Nanotechnology: Definitions and Applications*.

Nanotechnology in Construction 3: Proceedings of the NICOM3. 81-88.

[13]. (20). Chappell M.A. (2008). Solid-phase characteristics of engineered nanoparticles: a multi-dimensional approach. *Nanomaterials: Environmental Risks and Benefits and Emerging Consumer Products*, Springer. 1–14

[14] J.-X. Wang and L.-J. Wang, “Advances in the applied research of nano-material in concrete,” *Concrete*, vol. 11, 2004.

[15] N. Crainic and A. T. Marques, “Nanocomposites: a state-of-the-art review,” *Key Engineering Materials*, vol. 230–232, pp. 656–660, 2002.

[16] C. Wang, C. Yang, F. Liu, C. Wan, and X. Pu, “Preparation of ultra-high performance concrete with common technology and materials,” *Cement and Concrete Composites*, vol. 34, no. 4, pp. 538–544, 2012.

[17] P. Zhang, C. Liu, and Q. Li, “Application of gray relational analysis for chloride permeability and freeze-thaw resistance of high-performance concrete containing nanoparticles,” *Journal of Materials in Civil Engineering*, vol. 23, no. 12, pp. 1760–1763, 2011.

[18]. Eda Ulkeryildiz, S.K. (2016). Rice-like hollow nano-CaCO₃ synthesis. *Journal of crystal growth*.

[19]. Ehsani, A. (2016). Effect of nanosilica on the compressive strength development and water absorption properties of cement paste and concrete containing Fly ash. *KSCE Journal of Civil Engineering*.

[20]. Faiz U.A. Shaikh, S. W. (2014). Mechanical and durability properties of high volume fly ash (HVFA) concrete containing calcium carbonate (CaCO₃) nanoparticles. *Construction and Building Materials*.

[21]. FHWA. (2016). Supplementary cementitious materials. *Geology*. Retrieved from <https://www.geology.com>.

[22]. Gupta, R. (2004). Synthesis of Precipitated calcium carbonate Nanoparticles Using Modified Emulsion Membranes. *Georgia Institute of Technology*.

[23]. Hanus, M. J. (2008). Nanotechnology innovations for the construction industry. *Progress in materials science*. Hindawi. Retrieved from <https://www.hindawi.com/>.

[24]. Janardhanan, T. (2015, June). Properties of Foundry sand, Ground Granulated Blast Furnace slag and Bottom Ash Based Geopolymers under Ambient Conditions. *Periodica Polytechnica Civil Engineering*. Michael Thomas, P. P. (n.d.). Optimizing the use of fly ash in concrete. *Portland Cement Association*. Pittsburgh Mineral and Environmental Technology, Inc. Retrieved from www.pmetlabservices.com.

[25]. Aprianti, E. (2016). A huge number of artificial waste can be supplementary cementitious material (SCM) for concrete production. *Journal of cleaner production*.